-
-
-
-
-
-

-
-
-
-
-
-

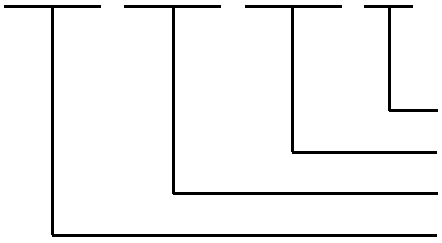

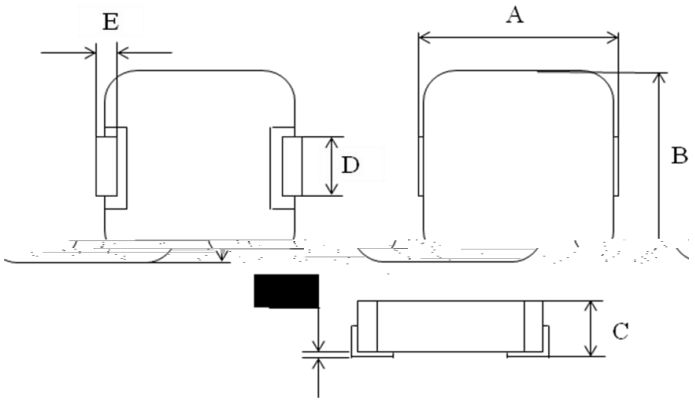
E
A
D
B
C

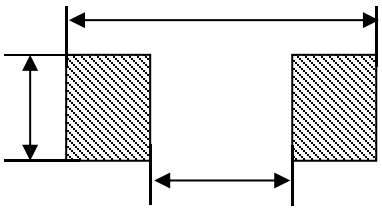

⊘ ” ’

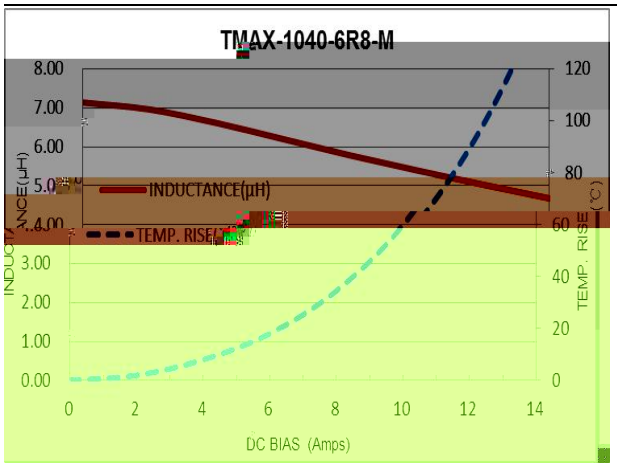
TMAX-1040-6R8-M
INDUCTANCE(μH)
TEMP. RISE(℃)
DC BIAS (Amps)

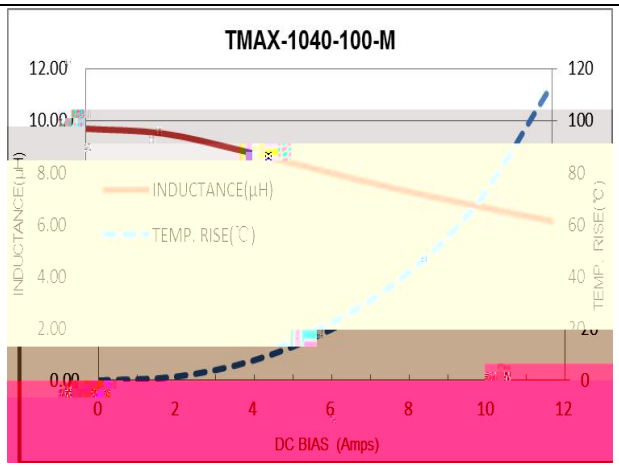
TMAX-1040-100-M
INDUCTANCE(μH)
TEMP. RISE(℃)
DC BIAS (Amps)

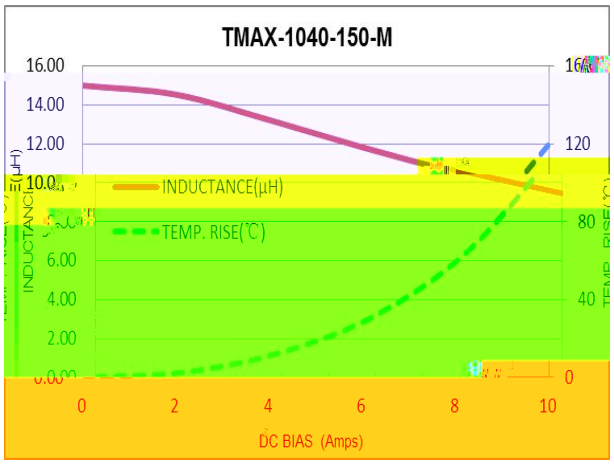
TMAX-1040-150-M
INDUCTANCE(μH)
TEMP. RISE(℃)
DC BIAS (Amps)

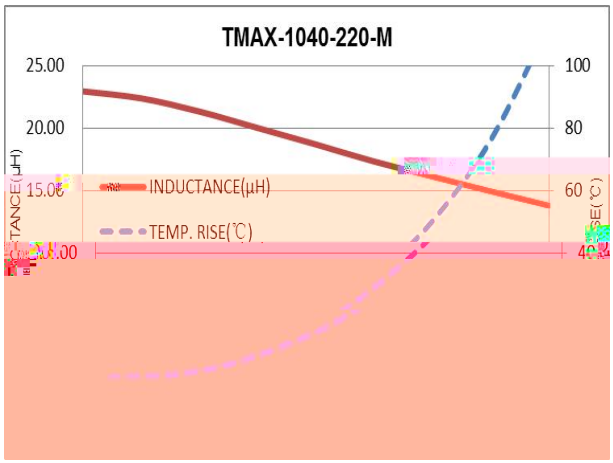
TMAX-1040-220-M
INDUCTANCE(μH)
TEMP. RISE(℃)

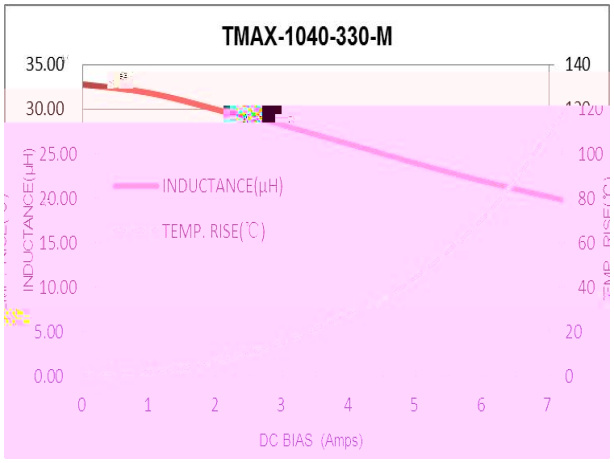
TMAX-1040-330-M
INDUCTANCE(μH)
TEMP. RISE(℃)
DC BIAS (Amps)

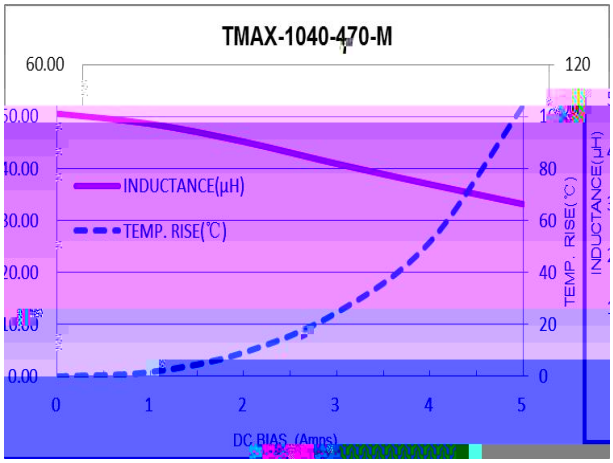
TMAX-1040-470-M
INDUCTANCE(μH)
TEMP. RISE(℃)
DC BIAS (Amps)

-
-

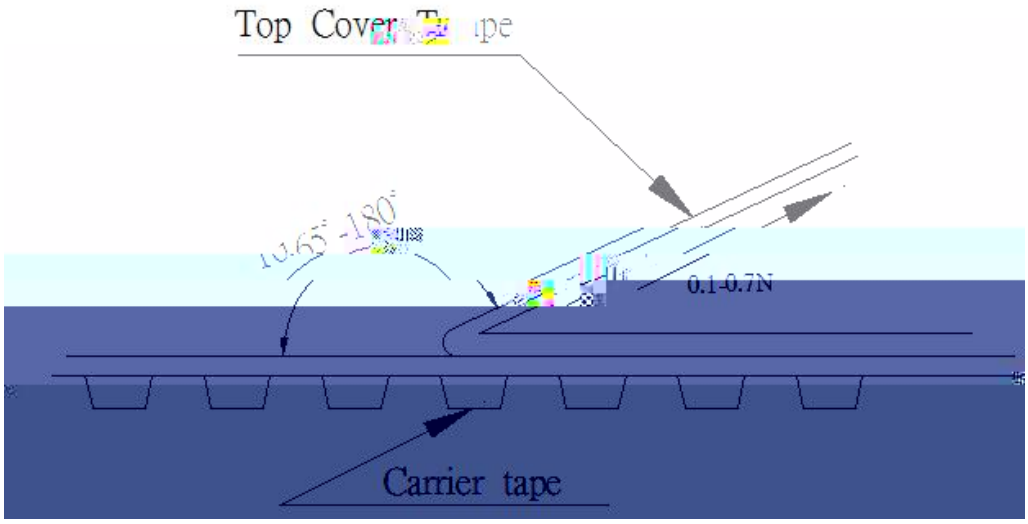
Top Cover Tape
10.65°-180°
0.1-0.7N
Carrier tape

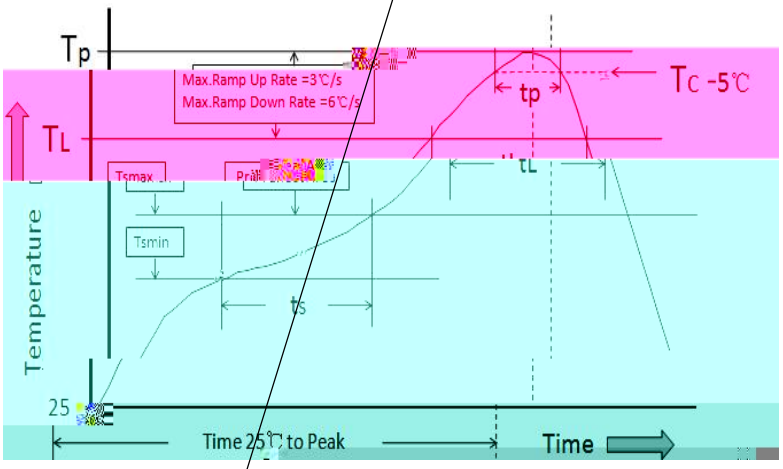
Tp
TL
Tsmax
Tsmin
Max.Ramp Up Rate =3℃/s
Max.Ramp Down Rate =6℃/s
tp
Tc -5℃
tL
ts
Temperature
25
Time 25℃ to Peak
Time

TDG

Ø " '

●

●
●

✓ ✓
✓ ✓
✓ ✓
✓ ✓
✓ ✓

➢

➢
✓
✓

✓
✓

➢

➢

TDG

-
-
-
-
-
-
-
-